

Phenomenological network models: lessons for epilepsy surgery

Supplementary material 2: selected seizure networks

Jurgen Hebbink^{1,2}, Hil Meijer², Geertjan Huiskamp¹, Stephan van Gils² and Frans Leijten¹

¹Department of Neurology and Neurosurgery, Brain Center Rudolf Magnus, University Medical Centre Utrecht, Heidelberglaan 100, 3584 CX Utrecht, The Netherlands

²Department of Applied Mathematics, MIRA Institute for Biomedical Engineering and Technical Medicine, University of Twente, Drienerlolaan 5, 7500 AE Enschede, The Netherlands

March 1, 2017

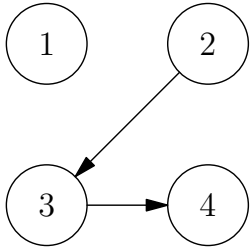
1 Selected seizure networks

On the following pages we show all the 387 selected networks. All these networks exhibited on average more than one seizure per hour during 5 hours of simulation. For each network a gray-coloured node indicates a hyperexcitable node. A node with a dashed boundary indicates the optimal node to remove in order to decrease the seizure rate as much as possible. Connections from/to this node are dashed too, as these connections are automatically removed if the node is removed. In some networks there is no node whose removal leads to decrease in seizure rate and hence all nodes are drawn with solid lines. Below each network three numbers are displayed in the form $x \rightarrow y(z)$. Here x denotes the seizure rate of the original network, y of the optimal improved network and z the seizure rate of the network that is obtained by removing the hyperexcitable node (if applicable). The number 'Sn. no.' above the network denotes the index of the selected seizure network and 'Graph no' denotes a number that is used to encode the network structure.

Seizure networks (page 1/16)

Sn. no.: 1

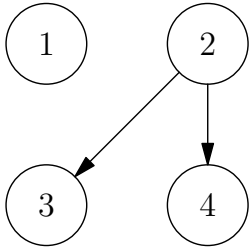
Graph no.: 5



12.2→12.2 (-)

Sn. no.: 2

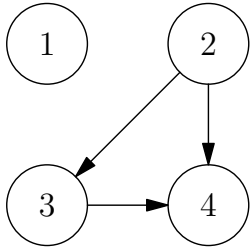
Graph no.: 6



13→13 (-)

Sn. no.: 3

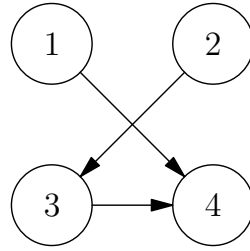
Graph no.: 7



11→11 (-)

Sn. no.: 4

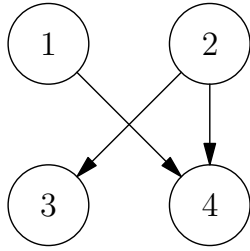
Graph no.: 13



4→4 (-)

Sn. no.: 5

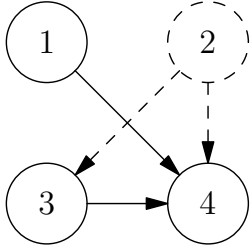
Graph no.: 14



3.4→3.4 (-)

Sn. no.: 6

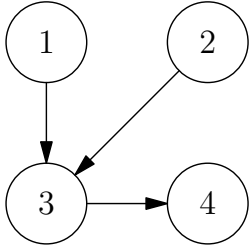
Graph no.: 15



13.4→8 (-)

Sn. no.: 7

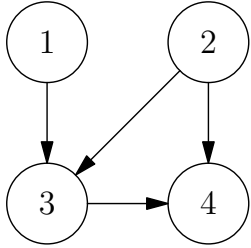
Graph no.: 21



2.4→2.4 (-)

Sn. no.: 8

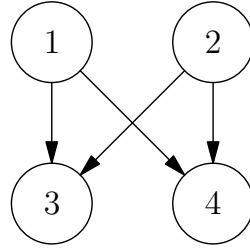
Graph no.: 23



6.2→6.2 (-)

Sn. no.: 9

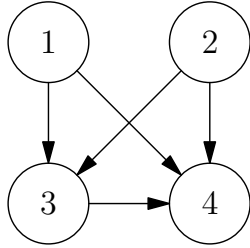
Graph no.: 30



4→4 (-)

Sn. no.: 10

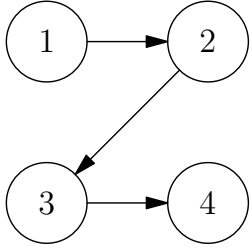
Graph no.: 31



6.4→6.4 (-)

Sn. no.: 11

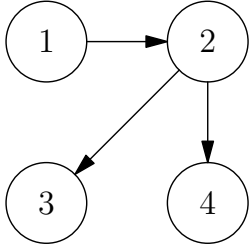
Graph no.: 37



11.2→11.2 (-)

Sn. no.: 12

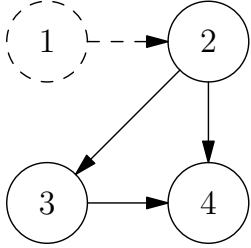
Graph no.: 38



11.6→11.6 (-)

Sn. no.: 13

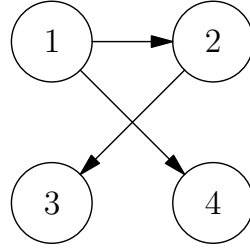
Graph no.: 39



12.2→11.2 (-)

Sn. no.: 14

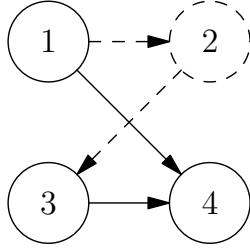
Graph no.: 44



11.2→11.2 (-)

Sn. no.: 15

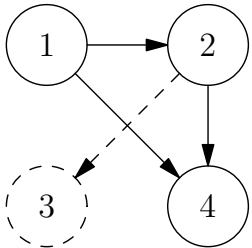
Graph no.: 45



15→8 (-)

Sn. no.: 16

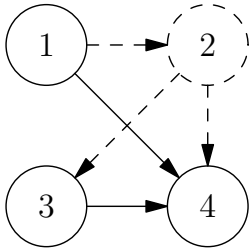
Graph no.: 46



13.8→11.2 (-)

Sn. no.: 17

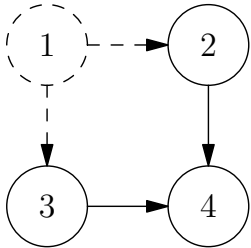
Graph no.: 47



12.8→8 (-)

Sn. no.: 18

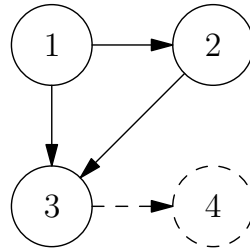
Graph no.: 51



12.2→8 (-)

Sn. no.: 19

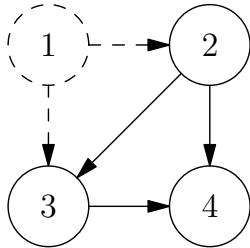
Graph no.: 53



12.6→11.2 (-)

Sn. no.: 20

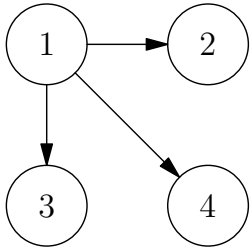
Graph no.: 55



15→11.2 (-)

Sn. no.: 21

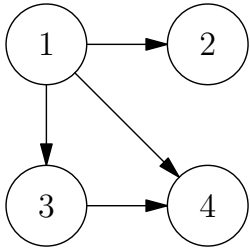
Graph no.: 56



10.8→10.8 (-)

Sn. no.: 22

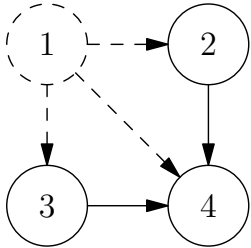
Graph no.: 57



10.8→10.8 (-)

Sn. no.: 23

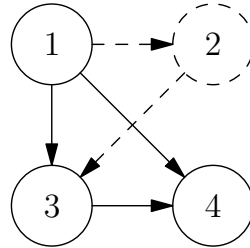
Graph no.: 59



13→8 (-)

Sn. no.: 24

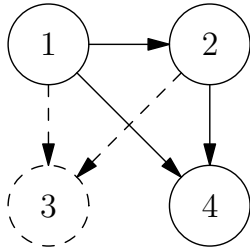
Graph no.: 61



13→11.2 (-)

Sn. no.: 25

Graph no.: 62



11.8→11.2 (-)

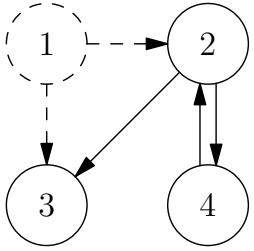
Seizure networks (page 2/16)

<p>Sn. no.: 26 Graph no.: 63</p> <p>12.8→11.2 (-)</p>	<p>Sn. no.: 27 Graph no.: 67</p> <p>9.6→0.4 (-)</p>	<p>Sn. no.: 28 Graph no.: 71</p> <p>14.2→0.4 (-)</p>	<p>Sn. no.: 29 Graph no.: 77</p> <p>3.8→3.8 (-)</p>	<p>Sn. no.: 30 Graph no.: 79</p> <p>12.2→8 (-)</p>
<p>Sn. no.: 31 Graph no.: 95</p> <p>6→6 (-)</p>	<p>Sn. no.: 32 Graph no.: 99</p> <p>12.8→0.4 (-)</p>	<p>Sn. no.: 33 Graph no.: 103</p> <p>11.2→0.4 (-)</p>	<p>Sn. no.: 34 Graph no.: 105</p> <p>12→0.4 (-)</p>	<p>Sn. no.: 35 Graph no.: 107</p> <p>12.4→10.8 (-)</p>
<p>Sn. no.: 36 Graph no.: 109</p> <p>11→10.8 (-)</p>	<p>Sn. no.: 37 Graph no.: 111</p> <p>12.2→10.8 (-)</p>	<p>Sn. no.: 38 Graph no.: 121</p> <p>11.8→0.4 (-)</p>	<p>Sn. no.: 39 Graph no.: 123</p> <p>11.8→10.8 (-)</p>	<p>Sn. no.: 40 Graph no.: 127</p> <p>15→11.2 (-)</p>
<p>Sn. no.: 41 Graph no.: 141</p> <p>4.2→0.2 (-)</p>	<p>Sn. no.: 42 Graph no.: 142</p> <p>9→0 (-)</p>	<p>Sn. no.: 43 Graph no.: 151</p> <p>2.2→0 (-)</p>	<p>Sn. no.: 44 Graph no.: 157</p> <p>13.2→0.2 (-)</p>	<p>Sn. no.: 45 Graph no.: 158</p> <p>8→0 (-)</p>
<p>Sn. no.: 46 Graph no.: 159</p> <p>10.6→0 (-)</p>	<p>Sn. no.: 47 Graph no.: 166</p> <p>9.4→0 (-)</p>	<p>Sn. no.: 48 Graph no.: 167</p> <p>9.4→0 (-)</p>	<p>Sn. no.: 49 Graph no.: 174</p> <p>11→0 (-)</p>	<p>Sn. no.: 50 Graph no.: 175</p> <p>13.8→0 (-)</p>

Seizure networks (page 3/16)

Sn. no.: 51

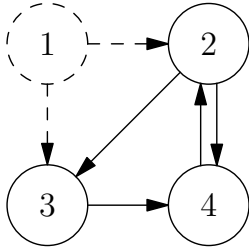
Graph no.: 182



10.6→0 (-)

Sn. no.: 52

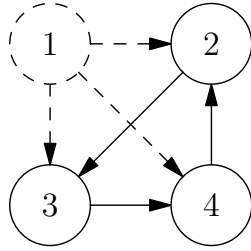
Graph no.: 183



12.2→0 (-)

Sn. no.: 53

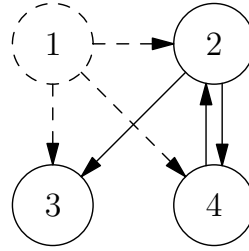
Graph no.: 189



12→0.2 (-)

Sn. no.: 54

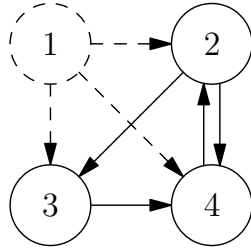
Graph no.: 190



13.2→0 (-)

Sn. no.: 55

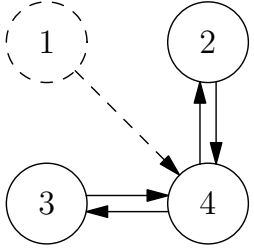
Graph no.: 191



12→0 (-)

Sn. no.: 56

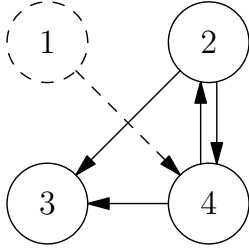
Graph no.: 203



2.6→0 (-)

Sn. no.: 57

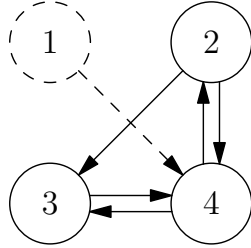
Graph no.: 206



11.6→1 (-)

Sn. no.: 58

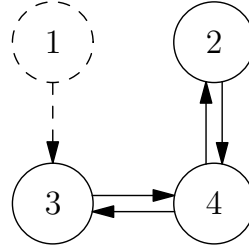
Graph no.: 207



1.8→0 (-)

Sn. no.: 59

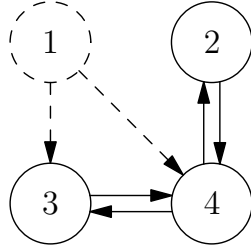
Graph no.: 211



3.4→0 (-)

Sn. no.: 60

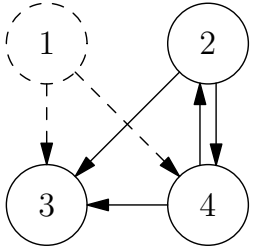
Graph no.: 219



11→0 (-)

Sn. no.: 61

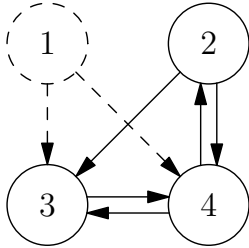
Graph no.: 222



11.4→1 (-)

Sn. no.: 62

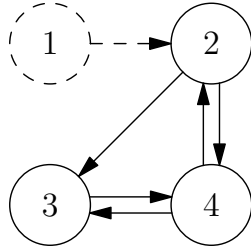
Graph no.: 223



11→0 (-)

Sn. no.: 63

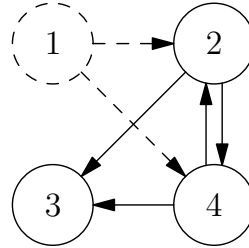
Graph no.: 231



9→0 (-)

Sn. no.: 64

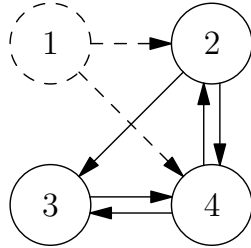
Graph no.: 238



12→1 (-)

Sn. no.: 65

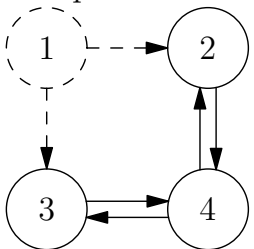
Graph no.: 239



15.2→0 (-)

Sn. no.: 66

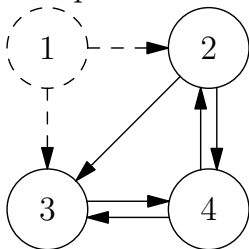
Graph no.: 243



11→0 (-)

Sn. no.: 67

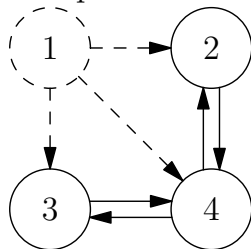
Graph no.: 247



13→0 (-)

Sn. no.: 68

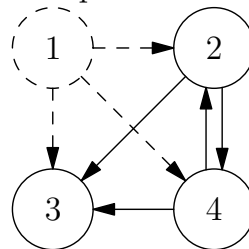
Graph no.: 251



12.8→0 (-)

Sn. no.: 69

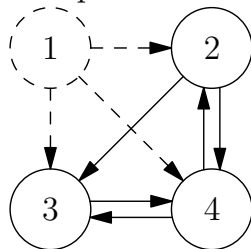
Graph no.: 254



10→1 (-)

Sn. no.: 70

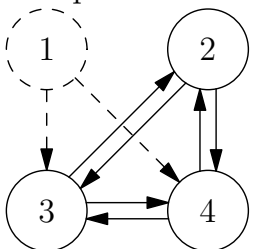
Graph no.: 255



13.6→0 (-)

Sn. no.: 71

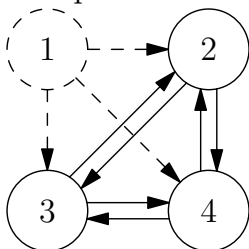
Graph no.: 735



10.6→0 (-)

Sn. no.: 72

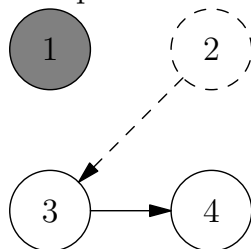
Graph no.: 767



12.4→0 (-)

Sn. no.: 73

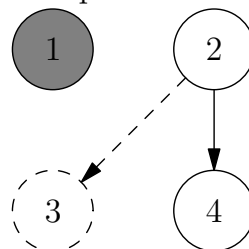
Graph no.: 5



12→9.6 (12)

Sn. no.: 74

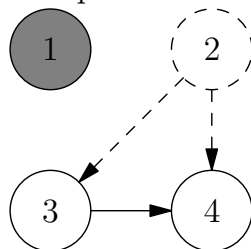
Graph no.: 6



12→9.6 (11.8)

Sn. no.: 75

Graph no.: 7

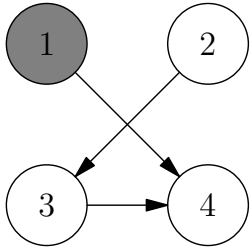


14.2→9.6 (14.4)

Seizure networks (page 4/16)

Sn. no.: 76

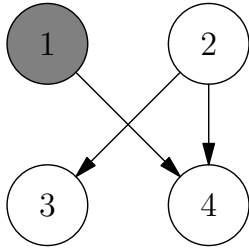
Graph no.: 13



3.8→3.8 (12)

Sn. no.: 77

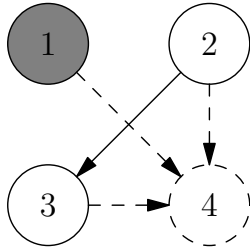
Graph no.: 14



5.8→5.8 (11.8)

Sn. no.: 78

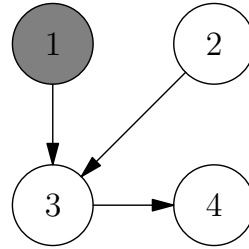
Graph no.: 15



11.2→9.6 (14.4)

Sn. no.: 79

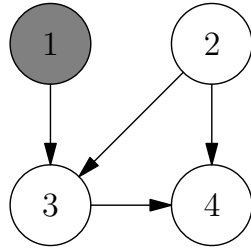
Graph no.: 21



7→7 (12)

Sn. no.: 80

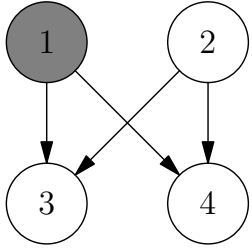
Graph no.: 23



6.6→6.6 (14.4)

Sn. no.: 81

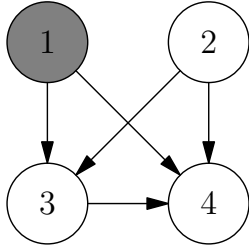
Graph no.: 30



11.2→11.2 (11.8)

Sn. no.: 82

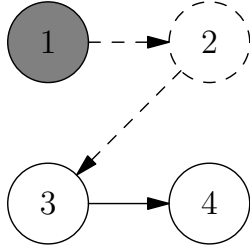
Graph no.: 31



11→11 (14.4)

Sn. no.: 83

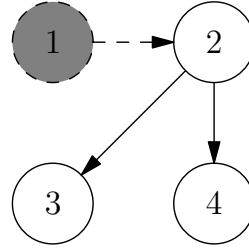
Graph no.: 37



31.4→9.6 (12)

Sn. no.: 84

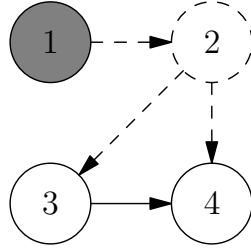
Graph no.: 38



28.4→11.8 (11.8)

Sn. no.: 85

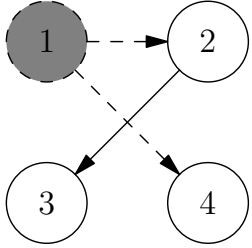
Graph no.: 39



28.4→9.6 (14.4)

Sn. no.: 86

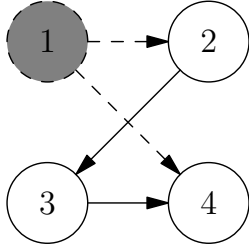
Graph no.: 44



30.4→9.4 (9.4)

Sn. no.: 87

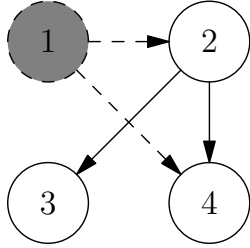
Graph no.: 45



28.8→12 (12)

Sn. no.: 88

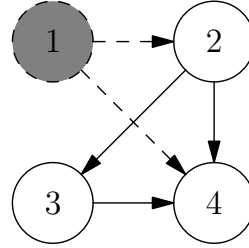
Graph no.: 46



27.8→11.8 (11.8)

Sn. no.: 89

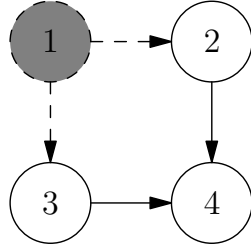
Graph no.: 47



29.6→14.4 (14.4)

Sn. no.: 90

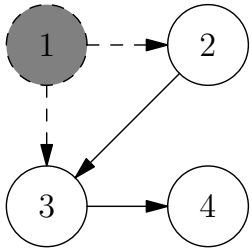
Graph no.: 51



29→9.8 (9.8)

Sn. no.: 91

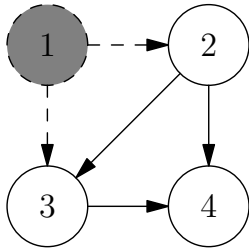
Graph no.: 53



27.8→12 (12)

Sn. no.: 92

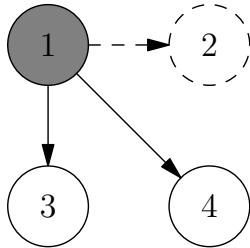
Graph no.: 55



28.6→14.4 (14.4)

Sn. no.: 93

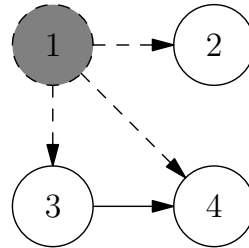
Graph no.: 56



28→24 (-)

Sn. no.: 94

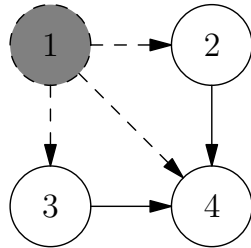
Graph no.: 57



26.8→9.4 (9.4)

Sn. no.: 95

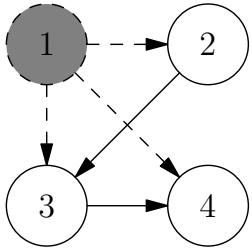
Graph no.: 59



29.8→9.8 (9.8)

Sn. no.: 96

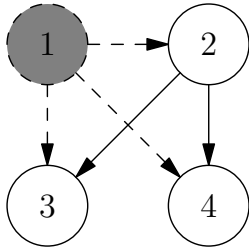
Graph no.: 61



27.4→12 (12)

Sn. no.: 97

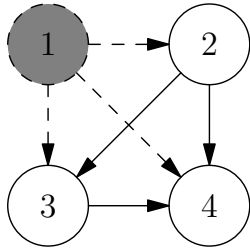
Graph no.: 62



28.4→11.8 (11.8)

Sn. no.: 98

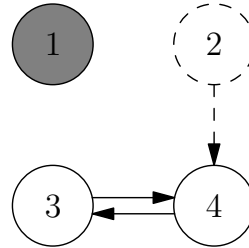
Graph no.: 63



27.4→14.4 (14.4)

Sn. no.: 99

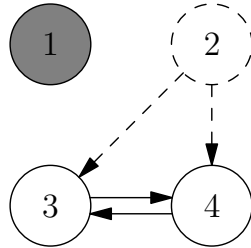
Graph no.: 67



10.2→0.2 (12.2)

Sn. no.: 100

Graph no.: 71

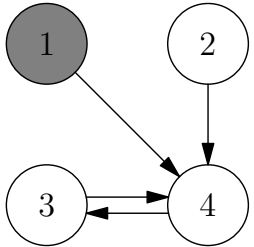


11.2→0.2 (11)

Seizure networks (page 5/16)

Sn. no.: 101

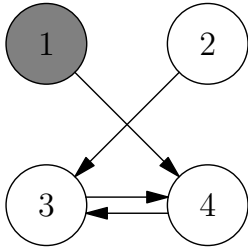
Graph no.: 75



1.6→1.6 (12.2)

Sn. no.: 102

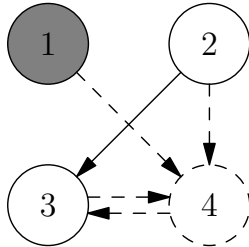
Graph no.: 77



5.8→5.8 (12.2)

Sn. no.: 103

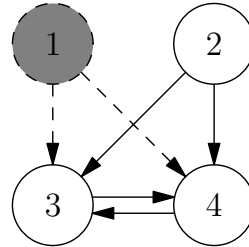
Graph no.: 79



10.6→9.6 (11)

Sn. no.: 104

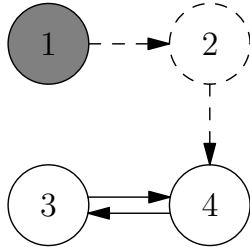
Graph no.: 95



14.6→11 (11)

Sn. no.: 105

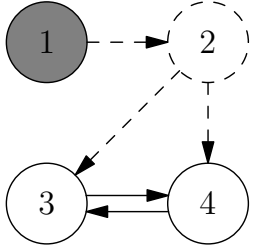
Graph no.: 99



23.4→0.2 (12.2)

Sn. no.: 106

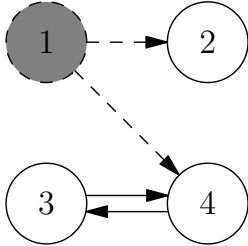
Graph no.: 103



27.6→0.2 (11)

Sn. no.: 107

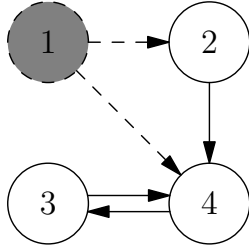
Graph no.: 105



24.8→0 (0)

Sn. no.: 108

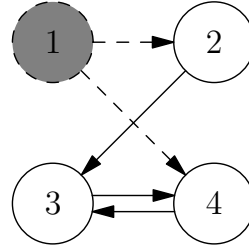
Graph no.: 107



28.4→12.2 (12.2)

Sn. no.: 109

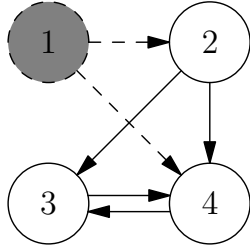
Graph no.: 109



30.8→12.2 (12.2)

Sn. no.: 110

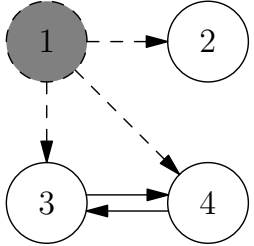
Graph no.: 111



30.8→11 (11)

Sn. no.: 111

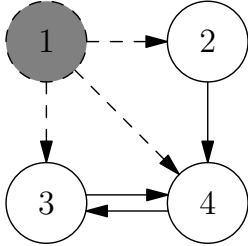
Graph no.: 121



27→0 (0)

Sn. no.: 112

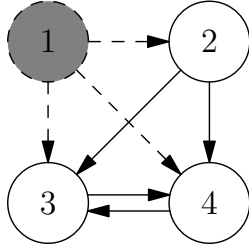
Graph no.: 123



30→12.2 (12.2)

Sn. no.: 113

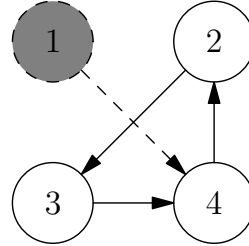
Graph no.: 127



29→11 (11)

Sn. no.: 114

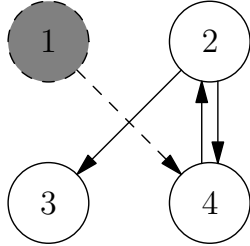
Graph no.: 141



12→0 (0)

Sn. no.: 115

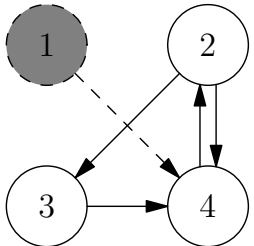
Graph no.: 142



21.4→0.2 (0.2)

Sn. no.: 116

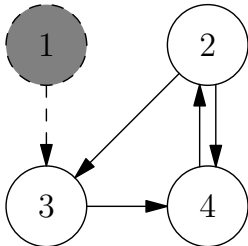
Graph no.: 143



1.8→0 (0)

Sn. no.: 117

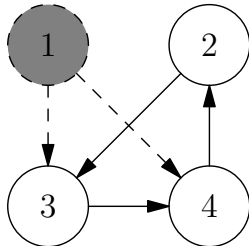
Graph no.: 151



3.8→0 (0)

Sn. no.: 118

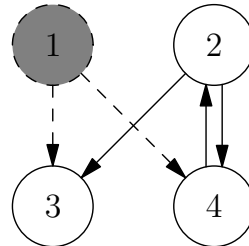
Graph no.: 157



30.6→0 (0)

Sn. no.: 119

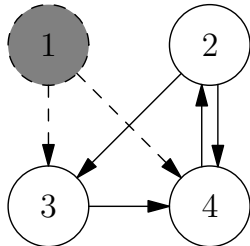
Graph no.: 158



29.2→0.2 (0.2)

Sn. no.: 120

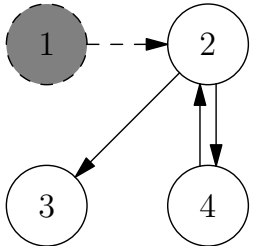
Graph no.: 159



25.2→0 (0)

Sn. no.: 121

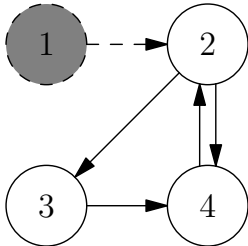
Graph no.: 166



21.8→0.2 (0.2)

Sn. no.: 122

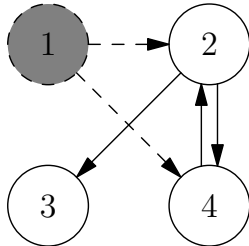
Graph no.: 167



21.8→0 (0)

Sn. no.: 123

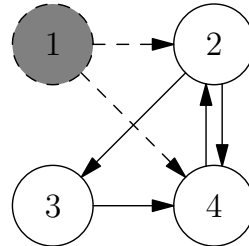
Graph no.: 174



27.2→0.2 (0.2)

Sn. no.: 124

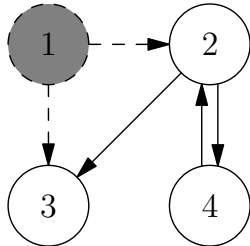
Graph no.: 175



31.2→0 (0)

Sn. no.: 125

Graph no.: 182

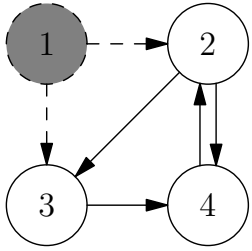


27→0.2 (0.2)

Seizure networks (page 6/16)

Sn. no.: 126

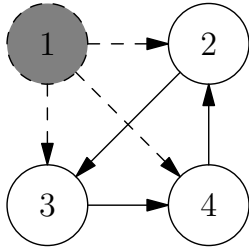
Graph no.: 183



29→0 (0)

Sn. no.: 127

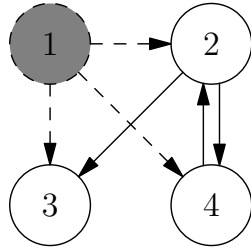
Graph no.: 189



29.8→0 (0)

Sn. no.: 128

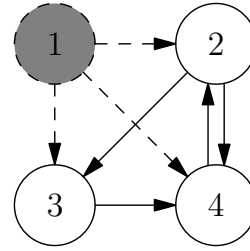
Graph no.: 190



32→0.2 (0.2)

Sn. no.: 129

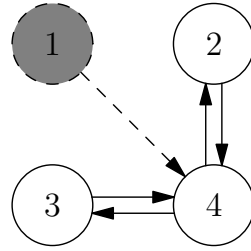
Graph no.: 191



30.4→0 (0)

Sn. no.: 130

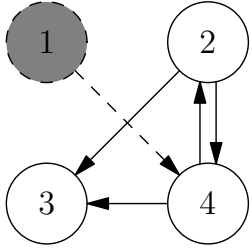
Graph no.: 203



6.6→0 (0)

Sn. no.: 131

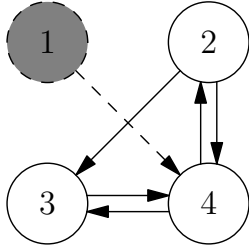
Graph no.: 206



25.4→0.4 (0.4)

Sn. no.: 132

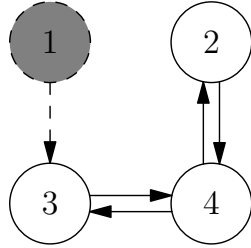
Graph no.: 207



6.6→0.2 (0.2)

Sn. no.: 133

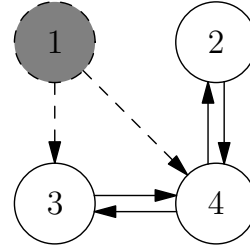
Graph no.: 211



8→0 (0)

Sn. no.: 134

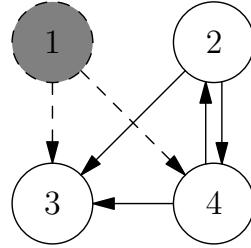
Graph no.: 219



27.8→0 (0)

Sn. no.: 135

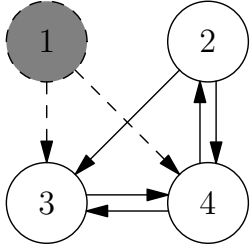
Graph no.: 222



23.4→0.4 (0.4)

Sn. no.: 136

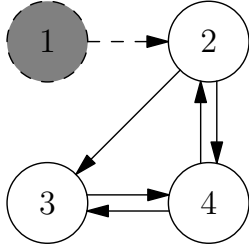
Graph no.: 223



28.6→0.2 (0.2)

Sn. no.: 137

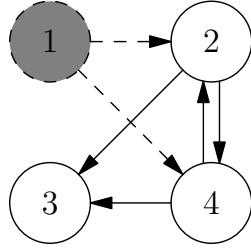
Graph no.: 231



26.2→0.2 (0.2)

Sn. no.: 138

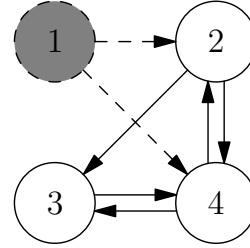
Graph no.: 238



27.2→0.4 (0.4)

Sn. no.: 139

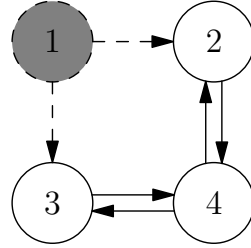
Graph no.: 239



28.6→0.2 (0.2)

Sn. no.: 140

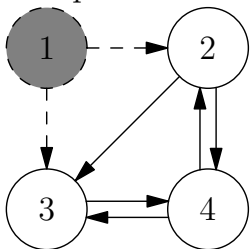
Graph no.: 243



27.6→0 (0)

Sn. no.: 141

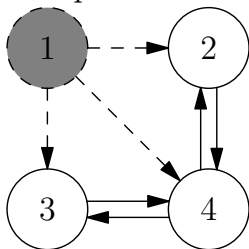
Graph no.: 247



27.4→0.2 (0.2)

Sn. no.: 142

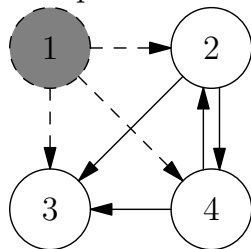
Graph no.: 251



30→0 (0)

Sn. no.: 143

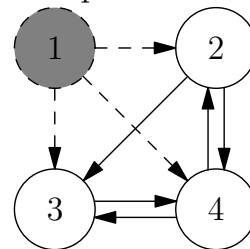
Graph no.: 254



27.6→0.4 (0.4)

Sn. no.: 144

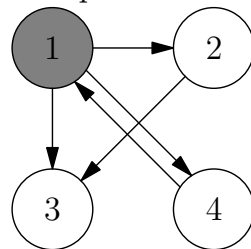
Graph no.: 255



22.8→0.2 (0.2)

Sn. no.: 145

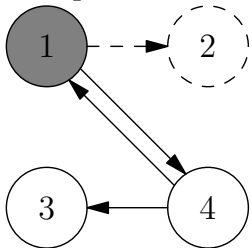
Graph no.: 316



1.4→1.4 (9.4)

Sn. no.: 146

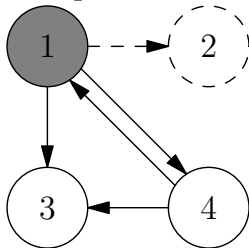
Graph no.: 360



1.4→1.2 (9.4)

Sn. no.: 147

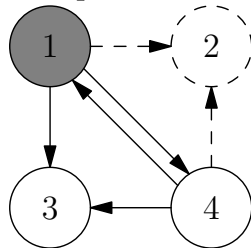
Graph no.: 376



1.2→0.8 (9.4)

Sn. no.: 148

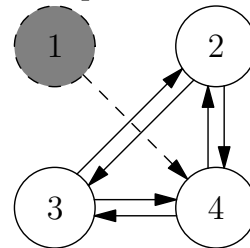
Graph no.: 504



1.4→0.8 (11.8)

Sn. no.: 149

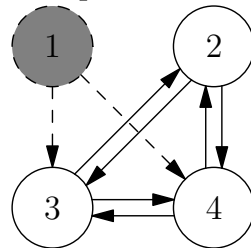
Graph no.: 719



4.8→0 (0)

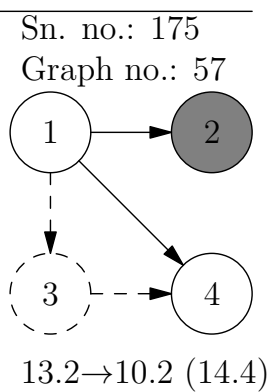
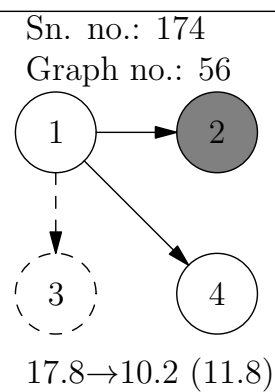
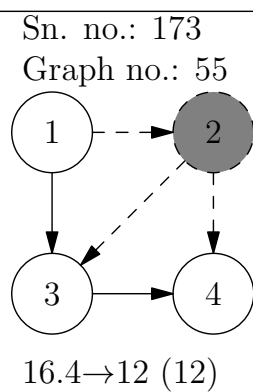
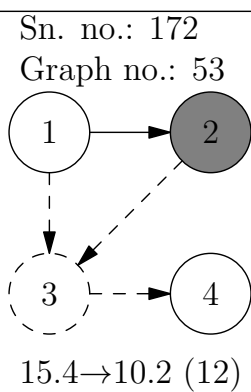
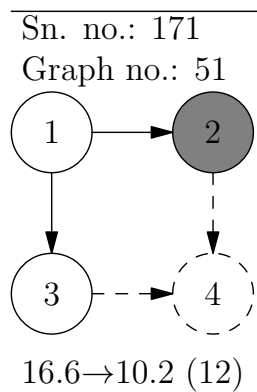
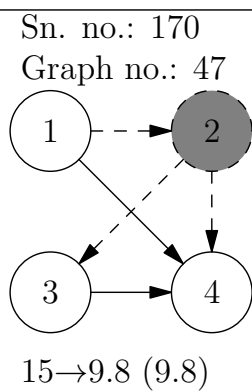
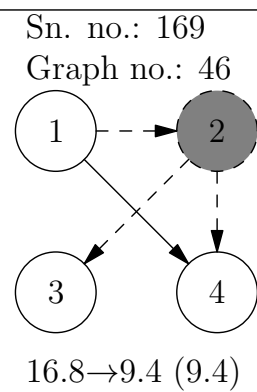
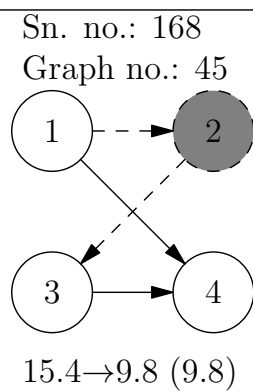
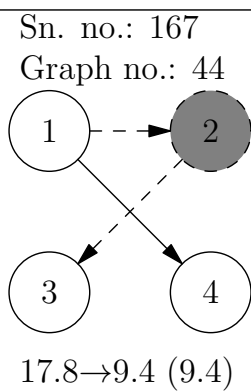
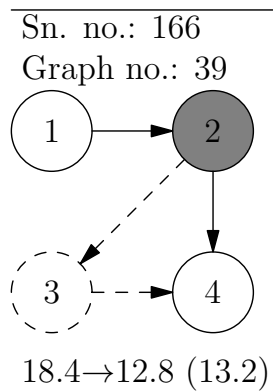
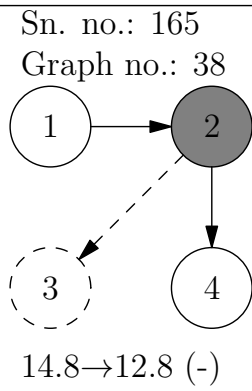
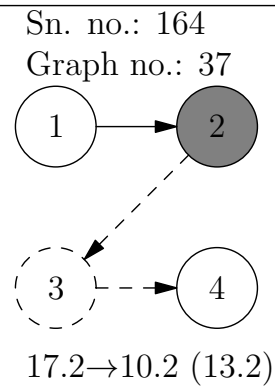
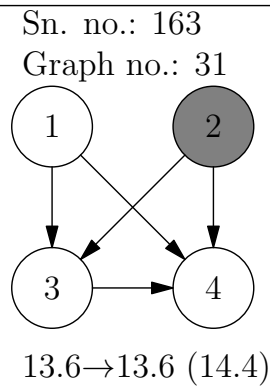
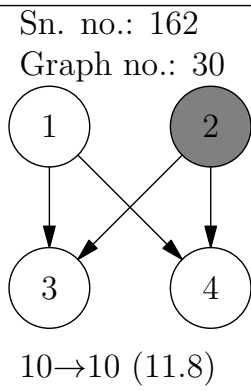
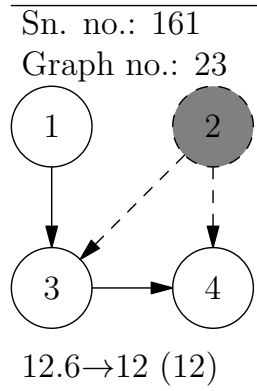
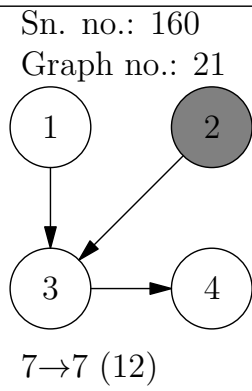
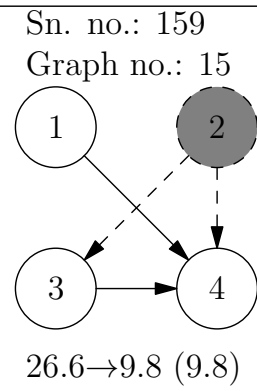
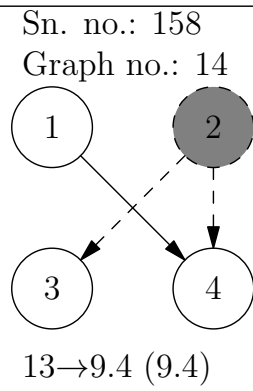
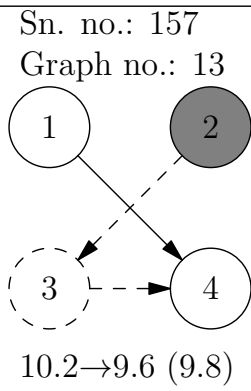
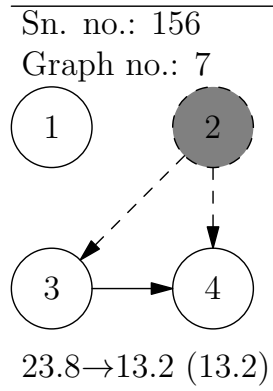
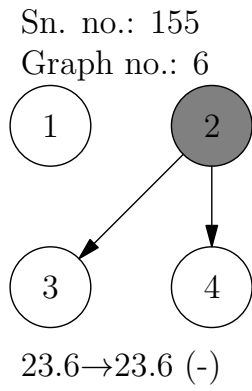
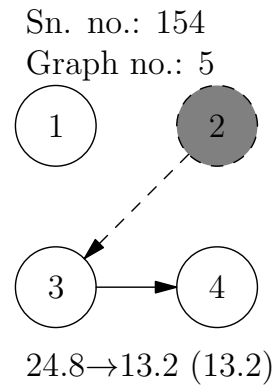
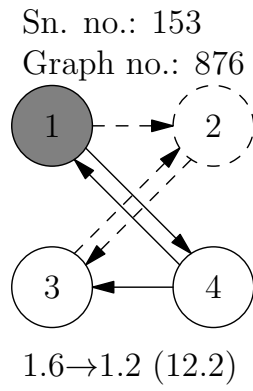
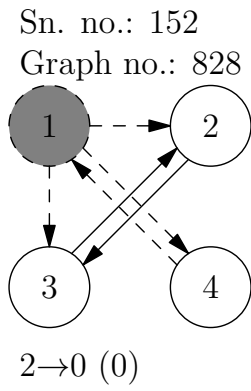
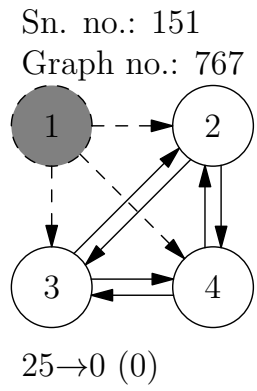
Sn. no.: 150

Graph no.: 735



28.8→0 (0)

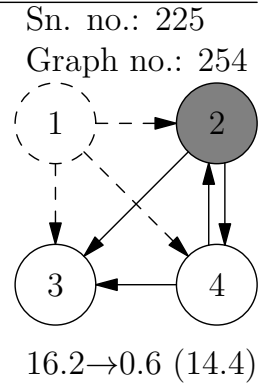
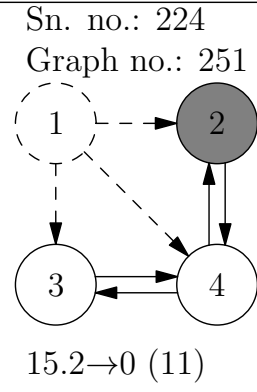
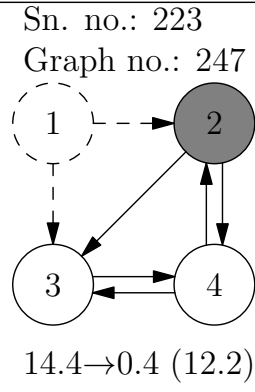
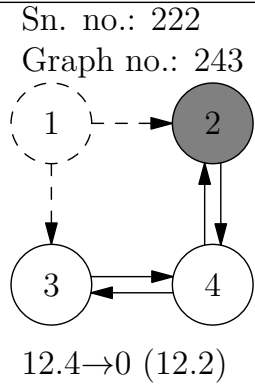
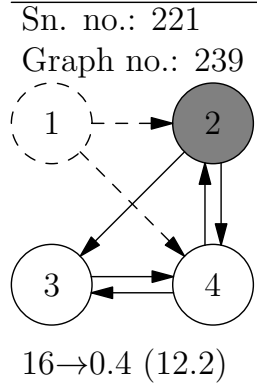
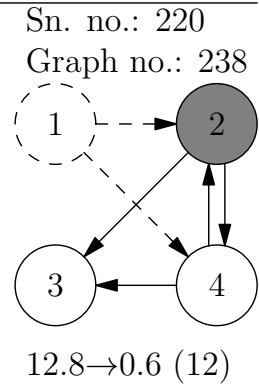
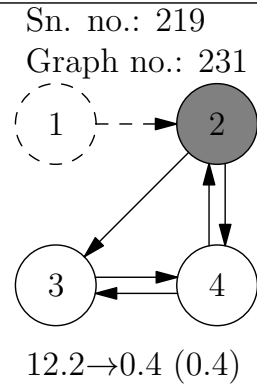
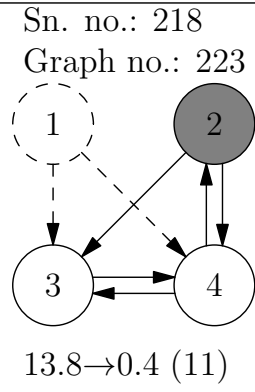
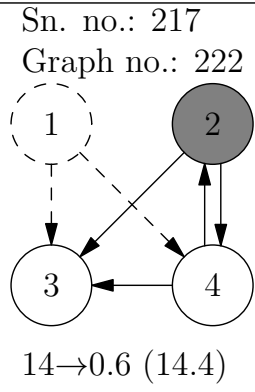
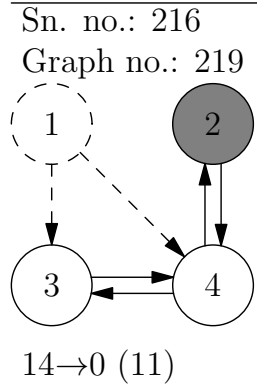
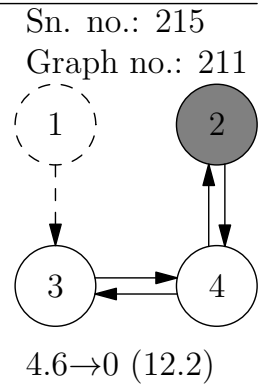
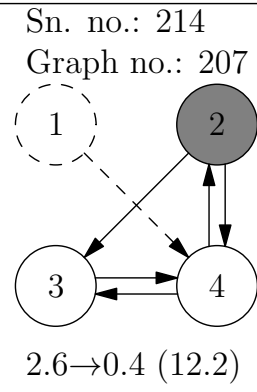
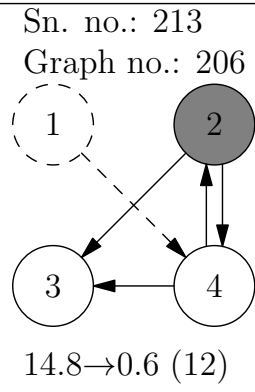
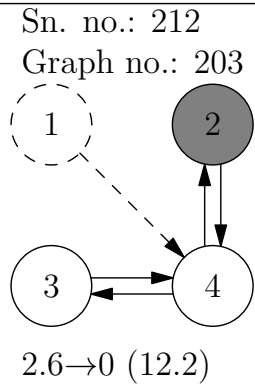
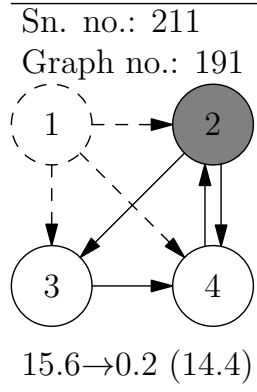
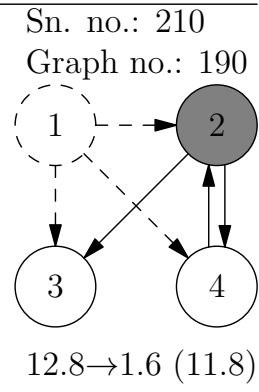
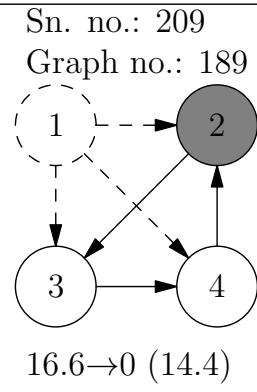
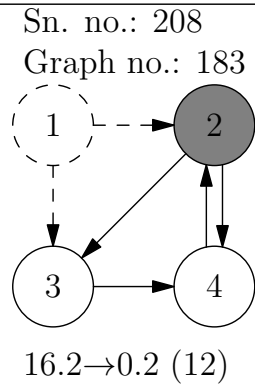
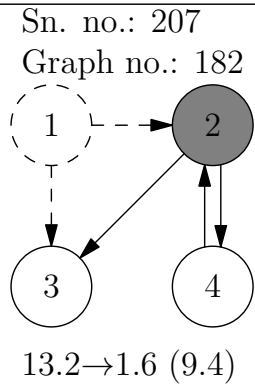
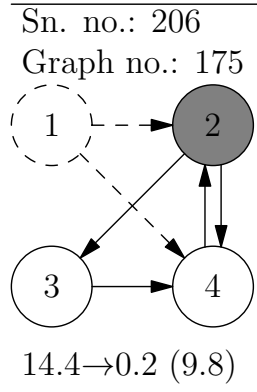
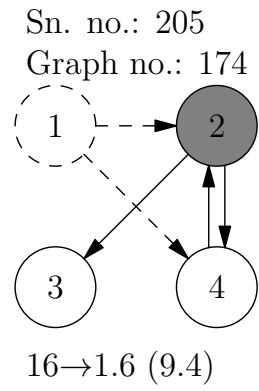
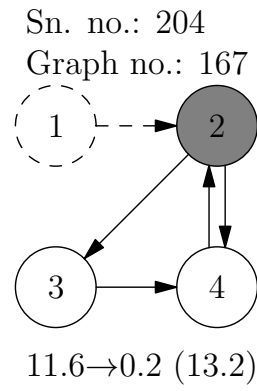
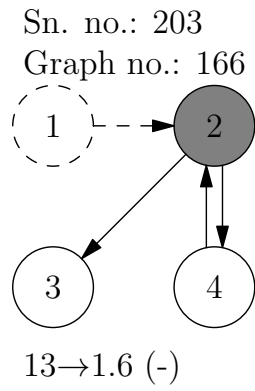
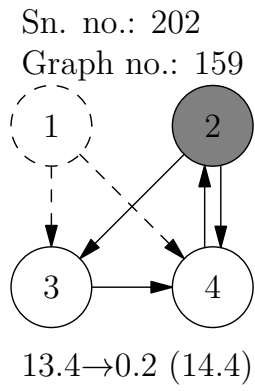
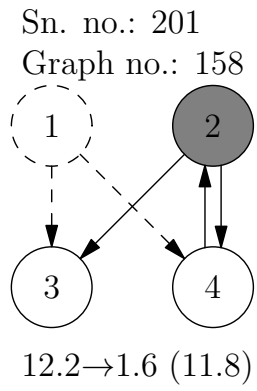
Seizure networks (page 7/16)



Seizure networks (page 8/16)

<p>Sn. no.: 176 Graph no.: 59</p> <p>15.6→10.2 (14.4)</p>	<p>Sn. no.: 177 Graph no.: 61</p> <p>14.2→10.2 (14.4)</p>	<p>Sn. no.: 178 Graph no.: 62</p> <p>16.4→11.8 (11.8)</p>	<p>Sn. no.: 179 Graph no.: 63</p> <p>18.6→13 (14.4)</p>	<p>Sn. no.: 180 Graph no.: 67</p> <p>22→0.4 (0.4)</p>
<p>Sn. no.: 181 Graph no.: 71</p> <p>25.8→0.4 (0.4)</p>	<p>Sn. no.: 182 Graph no.: 75</p> <p>1.8→1.8 (12.2)</p>	<p>Sn. no.: 183 Graph no.: 77</p> <p>3.6→3.6 (12.2)</p>	<p>Sn. no.: 184 Graph no.: 79</p> <p>23→12.2 (12.2)</p>	<p>Sn. no.: 185 Graph no.: 95</p> <p>11.8→11 (11)</p>
<p>Sn. no.: 186 Graph no.: 99</p> <p>9.4→0.4 (0.4)</p>	<p>Sn. no.: 187 Graph no.: 103</p> <p>16.2→0.4 (0.4)</p>	<p>Sn. no.: 188 Graph no.: 105</p> <p>14.2→0.4 (12.2)</p>	<p>Sn. no.: 189 Graph no.: 107</p> <p>16.8→10.2 (12.2)</p>	<p>Sn. no.: 190 Graph no.: 109</p> <p>16.6→10.2 (12.2)</p>
<p>Sn. no.: 191 Graph no.: 111</p> <p>14.4→12.2 (12.2)</p>	<p>Sn. no.: 192 Graph no.: 121</p> <p>14.2→0.4 (11)</p>	<p>Sn. no.: 193 Graph no.: 123</p> <p>13.4→10.2 (11)</p>	<p>Sn. no.: 194 Graph no.: 127</p> <p>14.6→11 (11)</p>	<p>Sn. no.: 195 Graph no.: 134</p> <p>1.6→0.4 (-)</p>
<p>Sn. no.: 196 Graph no.: 141</p> <p>6.8→0 (9.8)</p>	<p>Sn. no.: 197 Graph no.: 142</p> <p>13.2→1.6 (9.4)</p>	<p>Sn. no.: 198 Graph no.: 143</p> <p>1.4→0.2 (9.8)</p>	<p>Sn. no.: 199 Graph no.: 151</p> <p>1.4→0.2 (12)</p>	<p>Sn. no.: 200 Graph no.: 157</p> <p>16→0 (14.4)</p>

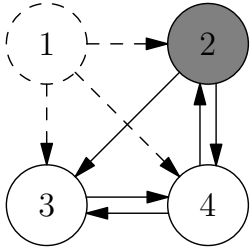
Seizure networks (page 9/16)



Seizure networks (page 10/16)

Sn. no.: 226

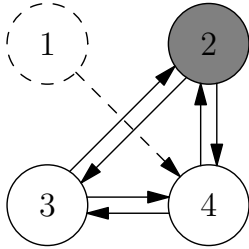
Graph no.: 255



11.4→0.4 (11)

Sn. no.: 227

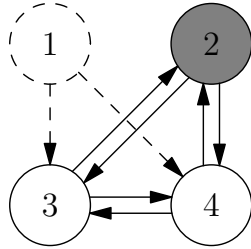
Graph no.: 719



2.8→0 (12.2)

Sn. no.: 228

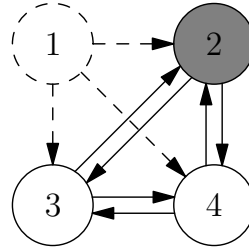
Graph no.: 735



12→0 (11)

Sn. no.: 229

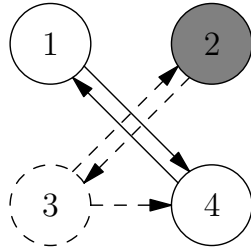
Graph no.: 767



14.2→0 (11)

Sn. no.: 230

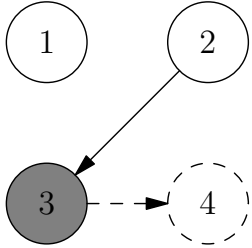
Graph no.: 781



1.6→0.2 (12.2)

Sn. no.: 231

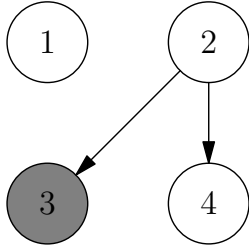
Graph no.: 5



12.2→10.2 (-)

Sn. no.: 232

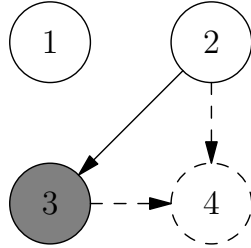
Graph no.: 6



10.2→10.2 (13.2)

Sn. no.: 233

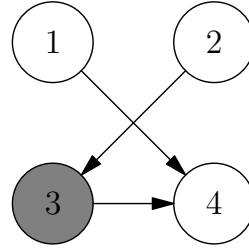
Graph no.: 7



12.8→10.2 (13.2)

Sn. no.: 234

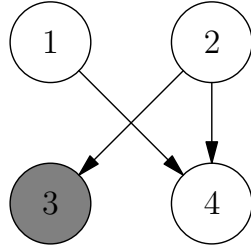
Graph no.: 13



6.6→6.6 (13.2)

Sn. no.: 235

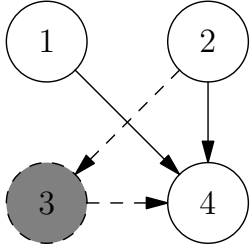
Graph no.: 14



4.8→4.8 (9.8)

Sn. no.: 236

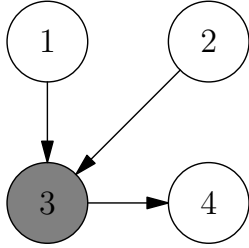
Graph no.: 15



11→9.8 (9.8)

Sn. no.: 237

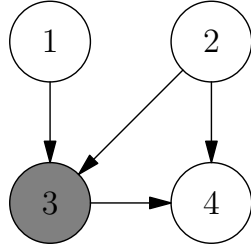
Graph no.: 21



5.2→5.2 (-)

Sn. no.: 238

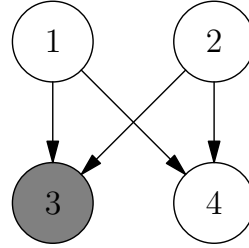
Graph no.: 23



5.2→5.2 (13.2)

Sn. no.: 239

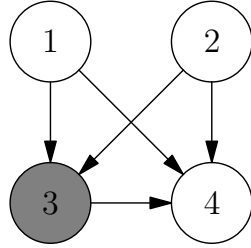
Graph no.: 30



4.8→4.8 (9.8)

Sn. no.: 240

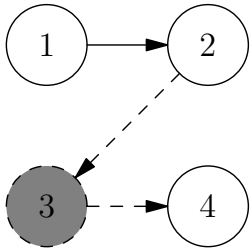
Graph no.: 31



9.2→9.2 (9.8)

Sn. no.: 241

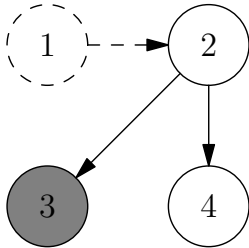
Graph no.: 37



11.2→9.4 (9.4)

Sn. no.: 242

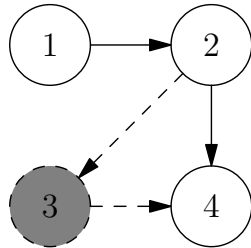
Graph no.: 38



12.6→10.2 (12)

Sn. no.: 243

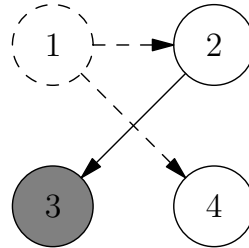
Graph no.: 39



12.6→12 (12)

Sn. no.: 244

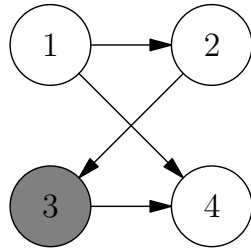
Graph no.: 44



12.8→10.2 (11.8)

Sn. no.: 245

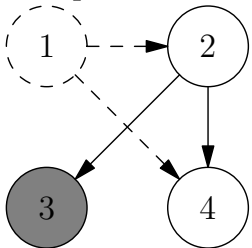
Graph no.: 45



10.8→10.8 (11.8)

Sn. no.: 246

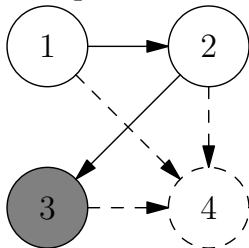
Graph no.: 46



12.2→10.2 (14.4)

Sn. no.: 247

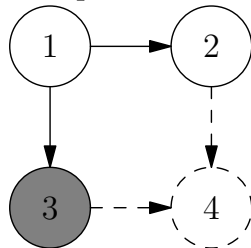
Graph no.: 47



12.6→12.4 (14.4)

Sn. no.: 248

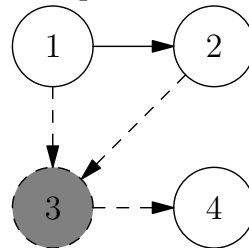
Graph no.: 51



11.2→9.8 (12)

Sn. no.: 249

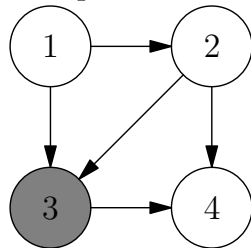
Graph no.: 53



12.2→9.4 (9.4)

Sn. no.: 250

Graph no.: 55

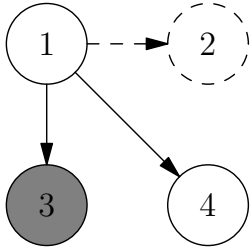


10.6→10.6 (12)

Seizure networks (page 11/16)

Sn. no.: 251

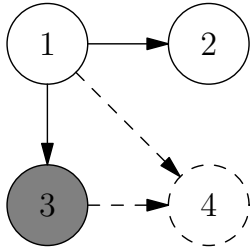
Graph no.: 56



14→9.8 (11.8)

Sn. no.: 252

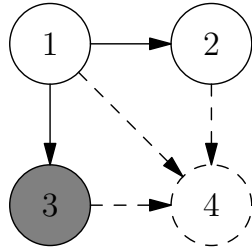
Graph no.: 57



11.2→9.8 (11.8)

Sn. no.: 253

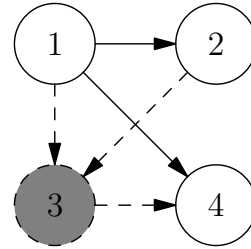
Graph no.: 59



12.6→9.8 (14.4)

Sn. no.: 254

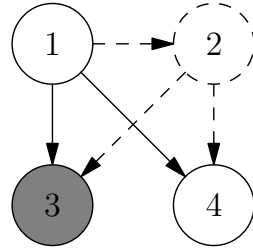
Graph no.: 61



12.8→11.8 (11.8)

Sn. no.: 255

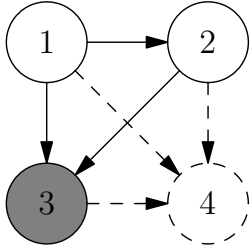
Graph no.: 62



13.6→9.8 (14.4)

Sn. no.: 256

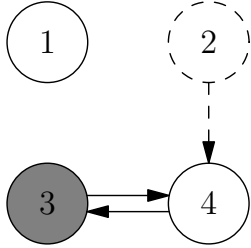
Graph no.: 63



12.4→12 (14.4)

Sn. no.: 257

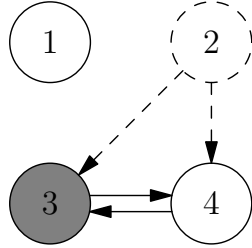
Graph no.: 67



11→1.2 (13.2)

Sn. no.: 258

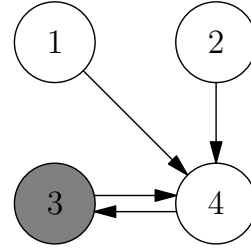
Graph no.: 71



14.2→1.2 (13.2)

Sn. no.: 259

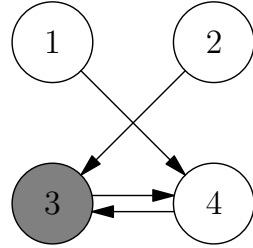
Graph no.: 75



1.4→1.4 (9.8)

Sn. no.: 260

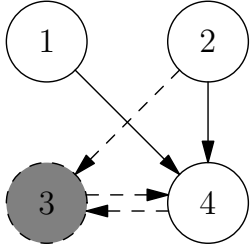
Graph no.: 77



2→2 (13.2)

Sn. no.: 261

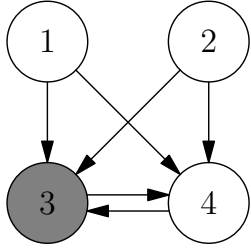
Graph no.: 79



11→9.8 (9.8)

Sn. no.: 262

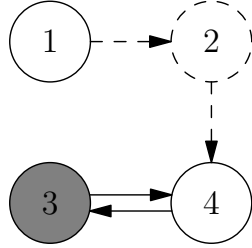
Graph no.: 95



5.8→5.8 (9.8)

Sn. no.: 263

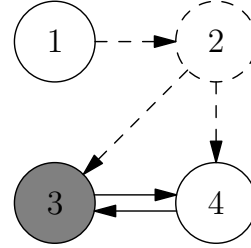
Graph no.: 99



8.6→1.2 (12)

Sn. no.: 264

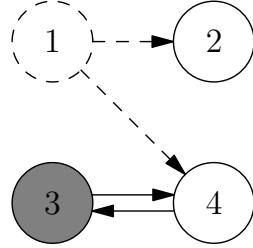
Graph no.: 103



10→1.2 (12)

Sn. no.: 265

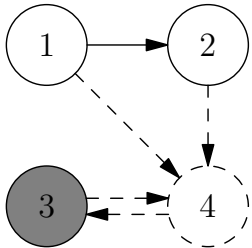
Graph no.: 105



10.4→1.2 (11.8)

Sn. no.: 266

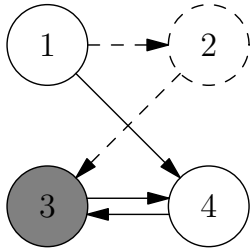
Graph no.: 107



13.8→9.6 (14.4)

Sn. no.: 267

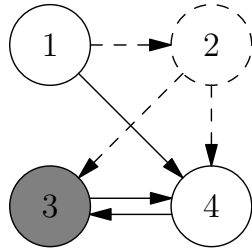
Graph no.: 109



12.4→11.4 (11.8)

Sn. no.: 268

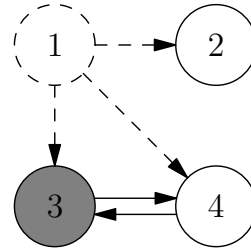
Graph no.: 111



14→11.4 (14.4)

Sn. no.: 269

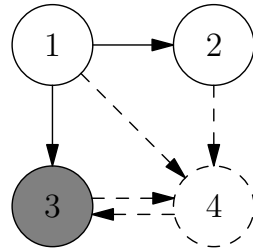
Graph no.: 121



13→1.2 (11.8)

Sn. no.: 270

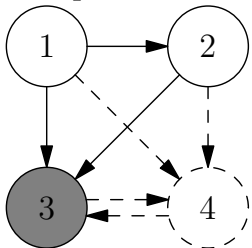
Graph no.: 123



13→9.8 (14.4)

Sn. no.: 271

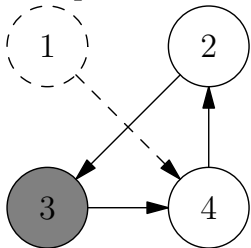
Graph no.: 127



12.2→12 (14.4)

Sn. no.: 272

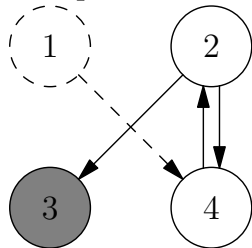
Graph no.: 141



4.6→0 (12)

Sn. no.: 273

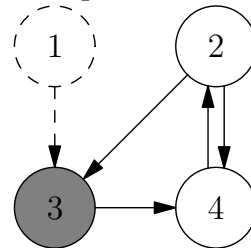
Graph no.: 142



10→0.6 (12.2)

Sn. no.: 274

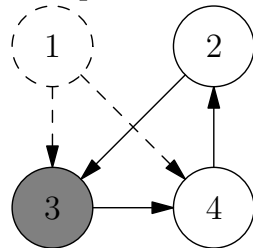
Graph no.: 151



2.2→0 (0.4)

Sn. no.: 275

Graph no.: 157

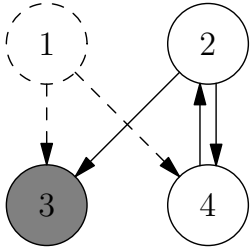


12.6→0 (12)

Seizure networks (page 12/16)

Sn. no.: 276

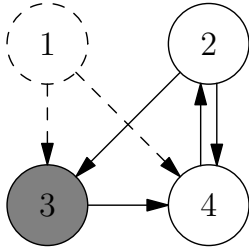
Graph no.: 158



9.4→0.6 (12.2)

Sn. no.: 277

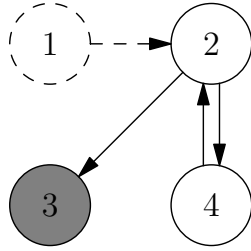
Graph no.: 159



13.6→0 (12.2)

Sn. no.: 278

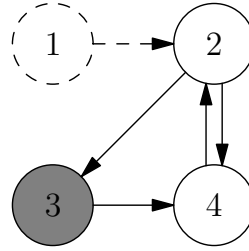
Graph no.: 166



11.6→0.6 (12.2)

Sn. no.: 279

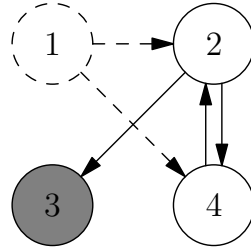
Graph no.: 167



11.6→0 (12.2)

Sn. no.: 280

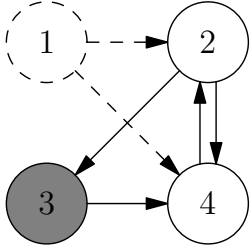
Graph no.: 174



11→0.6 (11)

Sn. no.: 281

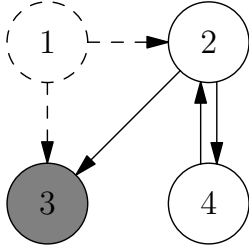
Graph no.: 175



12→0 (11)

Sn. no.: 282

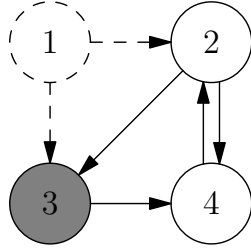
Graph no.: 182



10.8→0.6 (12.2)

Sn. no.: 283

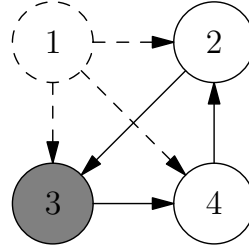
Graph no.: 183



12.4→0 (12.2)

Sn. no.: 284

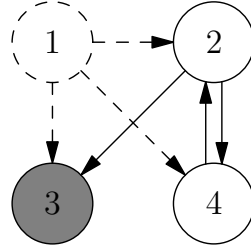
Graph no.: 189



12.8→0 (14.4)

Sn. no.: 285

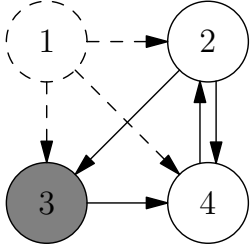
Graph no.: 190



11.8→0.6 (11)

Sn. no.: 286

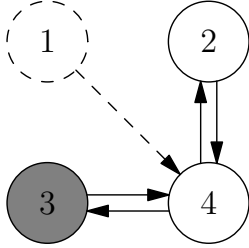
Graph no.: 191



8→0 (11)

Sn. no.: 287

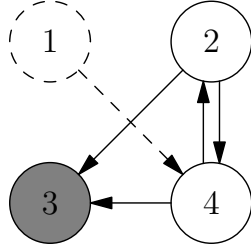
Graph no.: 203



1.8→0 (12.2)

Sn. no.: 288

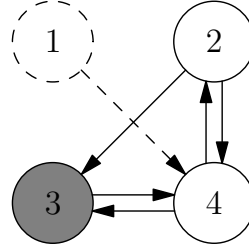
Graph no.: 206



8.6→0.6 (12.2)

Sn. no.: 289

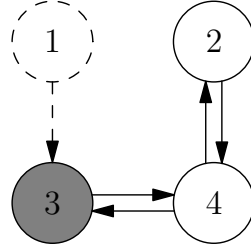
Graph no.: 207



2.2→0 (12.2)

Sn. no.: 290

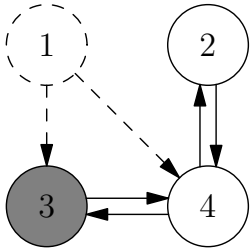
Graph no.: 211



3.2→0 (0.4)

Sn. no.: 291

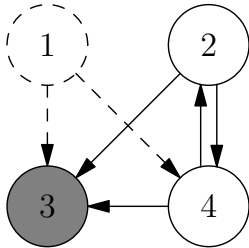
Graph no.: 219



11.2→0 (12.2)

Sn. no.: 292

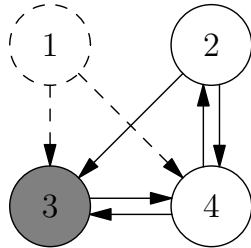
Graph no.: 222



9.6→0.6 (12.2)

Sn. no.: 293

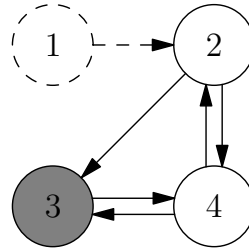
Graph no.: 223



11.2→0 (12.2)

Sn. no.: 294

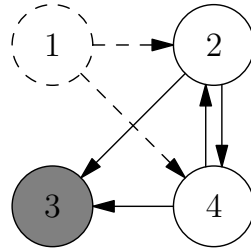
Graph no.: 231



7.8→0 (12.2)

Sn. no.: 295

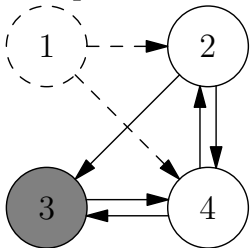
Graph no.: 238



11.8→0.6 (11)

Sn. no.: 296

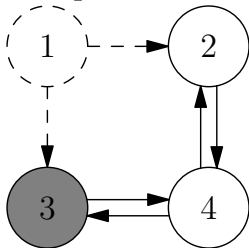
Graph no.: 239



10.8→0 (11)

Sn. no.: 297

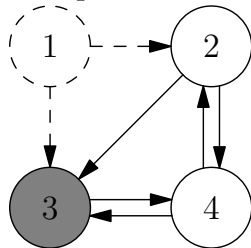
Graph no.: 243



12→0 (12.2)

Sn. no.: 298

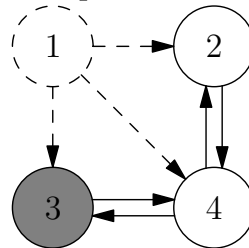
Graph no.: 247



11.8→0 (12.2)

Sn. no.: 299

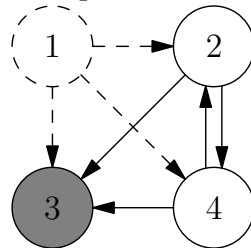
Graph no.: 251



11.4→0 (11)

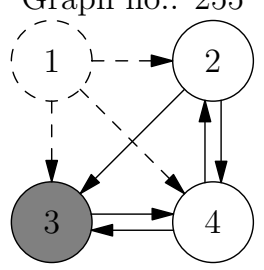
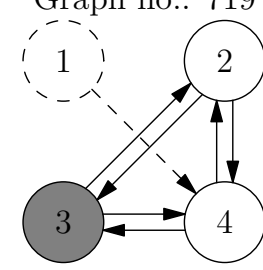
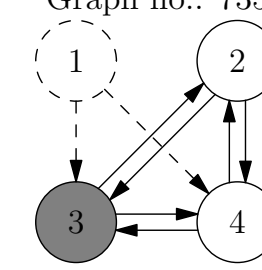
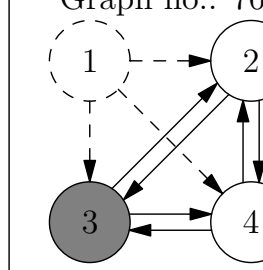
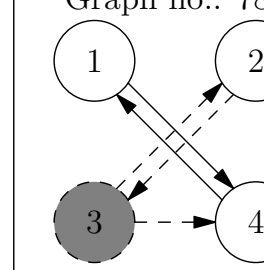
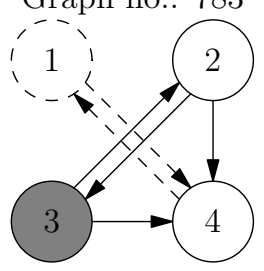
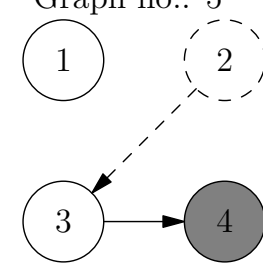
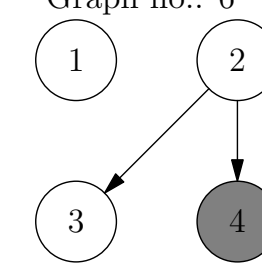
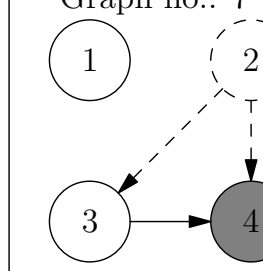
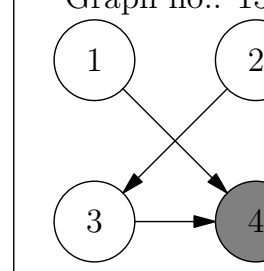
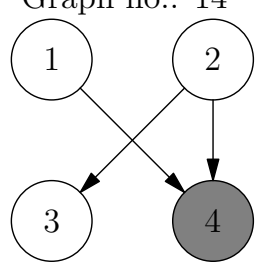
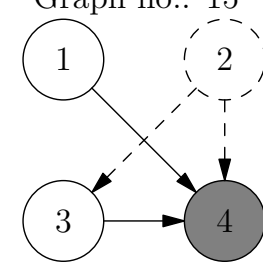
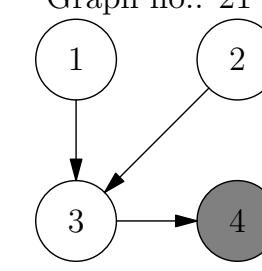
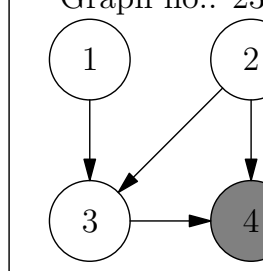
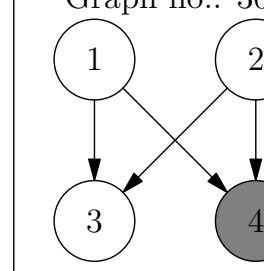
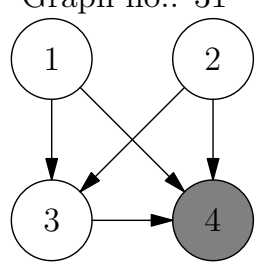
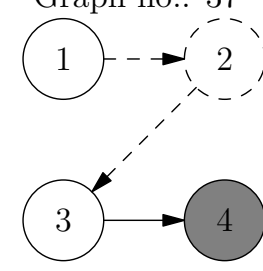
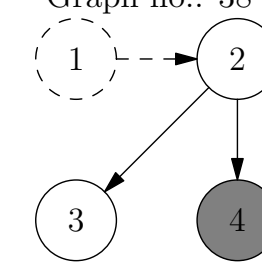
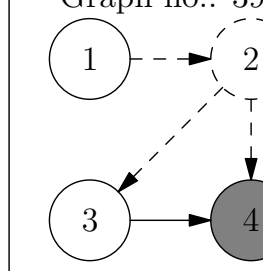
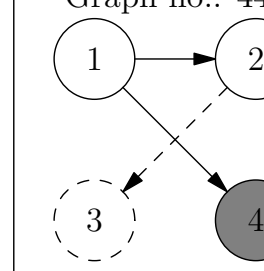
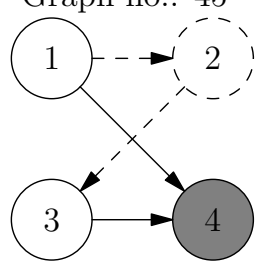
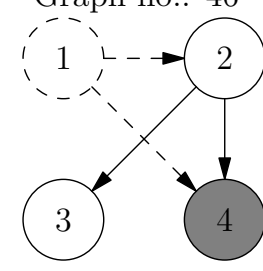
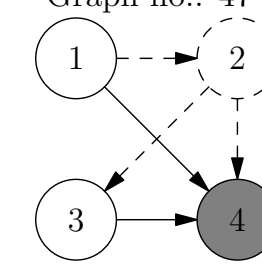
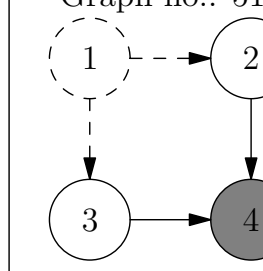
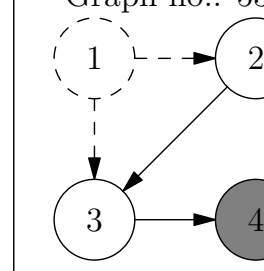
Sn. no.: 300

Graph no.: 254



12→0.6 (11)

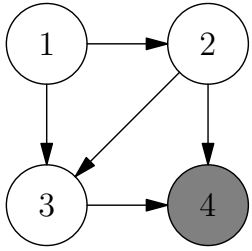
Seizure networks (page 13/16)

<p>Sn. no.: 301 Graph no.: 255</p>  <p>11.6→0 (11)</p>	<p>Sn. no.: 302 Graph no.: 719</p>  <p>2.6→0 (12.2)</p>	<p>Sn. no.: 303 Graph no.: 735</p>  <p>9.6→0 (12.2)</p>	<p>Sn. no.: 304 Graph no.: 767</p>  <p>11.8→0 (11)</p>	<p>Sn. no.: 305 Graph no.: 781</p>  <p>1.4→0.4 (0.4)</p>
<p>Sn. no.: 306 Graph no.: 783</p>  <p>1.4→0.6 (12.2)</p>	<p>Sn. no.: 307 Graph no.: 5</p>  <p>12.6→10.2 (13.2)</p>	<p>Sn. no.: 308 Graph no.: 6</p>  <p>9.6→9.6 (13.2)</p>	<p>Sn. no.: 309 Graph no.: 7</p>  <p>12→10.2 (13.2)</p>	<p>Sn. no.: 310 Graph no.: 13</p>  <p>5.2→5.2 (13.2)</p>
<p>Sn. no.: 311 Graph no.: 14</p>  <p>6.6→6.6 (13.2)</p>	<p>Sn. no.: 312 Graph no.: 15</p>  <p>9.6→9.2 (13.2)</p>	<p>Sn. no.: 313 Graph no.: 21</p>  <p>6.8→6.8 (9.8)</p>	<p>Sn. no.: 314 Graph no.: 23</p>  <p>5.2→5.2 (9.8)</p>	<p>Sn. no.: 315 Graph no.: 30</p>  <p>5.2→5.2 (9.8)</p>
<p>Sn. no.: 316 Graph no.: 31</p>  <p>7→7 (9.8)</p>	<p>Sn. no.: 317 Graph no.: 37</p>  <p>13.2→10.2 (12)</p>	<p>Sn. no.: 318 Graph no.: 38</p>  <p>11→9.8 (12)</p>	<p>Sn. no.: 319 Graph no.: 39</p>  <p>10.8→10.2 (12)</p>	<p>Sn. no.: 320 Graph no.: 44</p>  <p>13.2→9.8 (12)</p>
<p>Sn. no.: 321 Graph no.: 45</p>  <p>14.6→9.2 (12)</p>	<p>Sn. no.: 322 Graph no.: 46</p>  <p>13.4→9.8 (12)</p>	<p>Sn. no.: 323 Graph no.: 47</p>  <p>11.6→9.2 (12)</p>	<p>Sn. no.: 324 Graph no.: 51</p>  <p>11.8→9.2 (11.8)</p>	<p>Sn. no.: 325 Graph no.: 53</p>  <p>13→12.4 (14.4)</p>

Seizure networks (page 14/16)

Sn. no.: 326

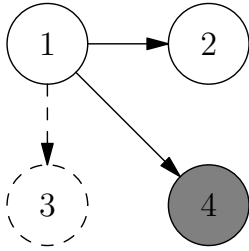
Graph no.: 55



11.4→11.4 (14.4)

Sn. no.: 327

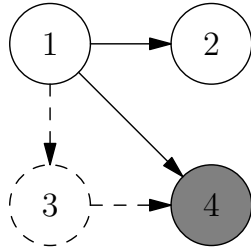
Graph no.: 56



14.6→9.8 (11.8)

Sn. no.: 328

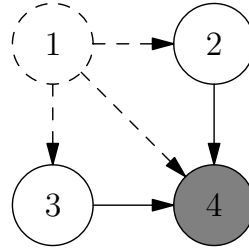
Graph no.: 57



13.4→9.8 (11.8)

Sn. no.: 329

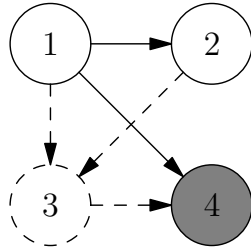
Graph no.: 59



10.4→9.2 (11.8)

Sn. no.: 330

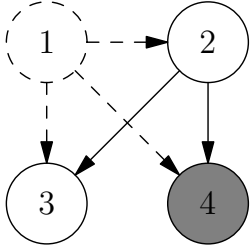
Graph no.: 61



12.6→9.8 (14.4)

Sn. no.: 331

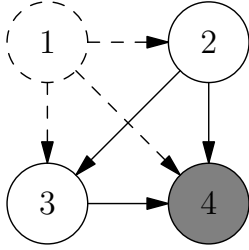
Graph no.: 62



10.6→9.8 (14.4)

Sn. no.: 332

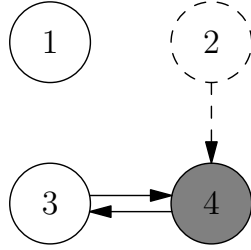
Graph no.: 63



14.8→12 (14.4)

Sn. no.: 333

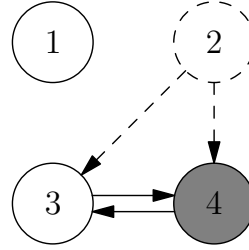
Graph no.: 67



10.6→0.4 (-)

Sn. no.: 334

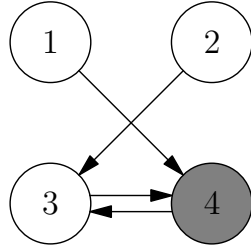
Graph no.: 71



11.8→0.4 (13.2)

Sn. no.: 335

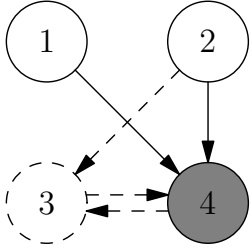
Graph no.: 77



2.8→2.8 (13.2)

Sn. no.: 336

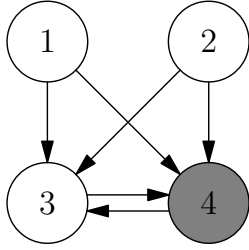
Graph no.: 79



10.8→9.2 (13.2)

Sn. no.: 337

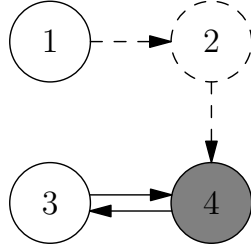
Graph no.: 95



7.4→7.4 (9.8)

Sn. no.: 338

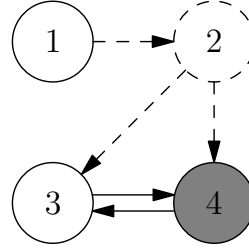
Graph no.: 99



9.2→0.4 (13.2)

Sn. no.: 339

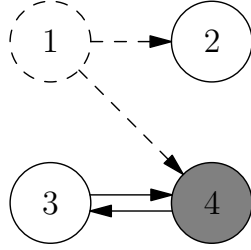
Graph no.: 103



13→0.4 (12)

Sn. no.: 340

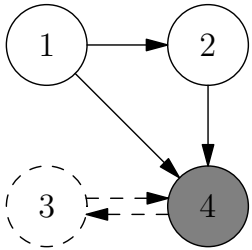
Graph no.: 105



12.8→0.4 (13.2)

Sn. no.: 341

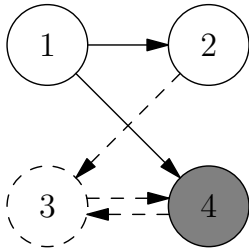
Graph no.: 107



12.6→12 (13.2)

Sn. no.: 342

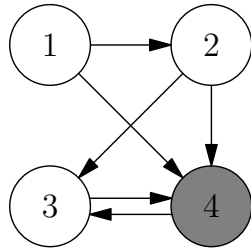
Graph no.: 109



13.4→9.8 (12)

Sn. no.: 343

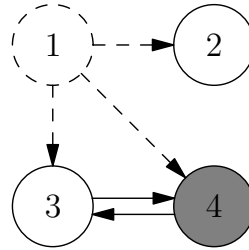
Graph no.: 111



11.8→11.8 (12)

Sn. no.: 344

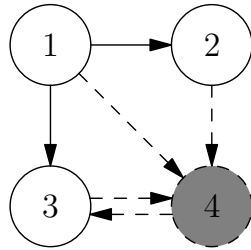
Graph no.: 121



12.6→0.4 (11.8)

Sn. no.: 345

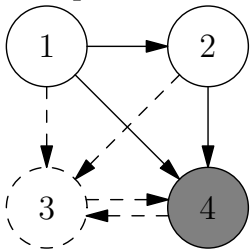
Graph no.: 123



14.4→11.8 (11.8)

Sn. no.: 346

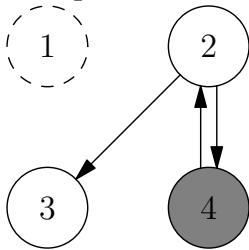
Graph no.: 127



12.6→12 (14.4)

Sn. no.: 347

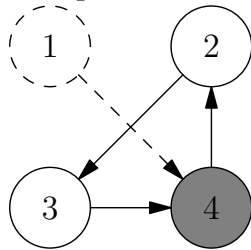
Graph no.: 134



1.4→1.2 (13.2)

Sn. no.: 348

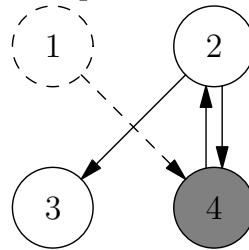
Graph no.: 141



7.4→0.2 (13.2)

Sn. no.: 349

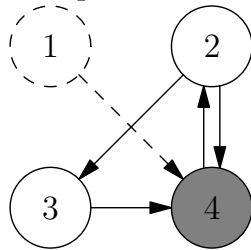
Graph no.: 142



7.6→1.2 (13.2)

Sn. no.: 350

Graph no.: 143

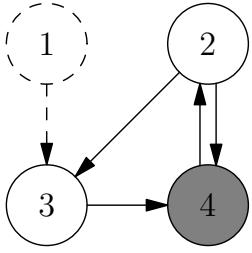


1.4→0 (13.2)

Seizure networks (page 15/16)

Sn. no.: 351

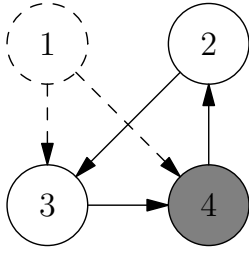
Graph no.: 151



1.8→0 (9.8)

Sn. no.: 352

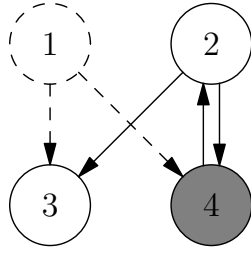
Graph no.: 157



11→0.2 (9.8)

Sn. no.: 353

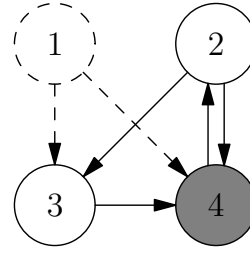
Graph no.: 158



9.2→1.2 (9.8)

Sn. no.: 354

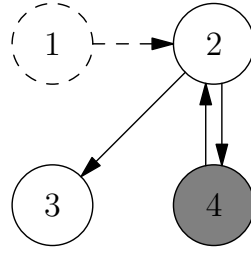
Graph no.: 159



9.4→0 (9.8)

Sn. no.: 355

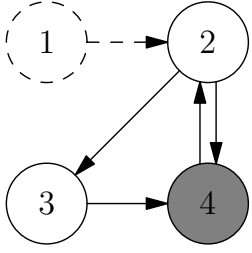
Graph no.: 166



11.6→1.2 (12)

Sn. no.: 356

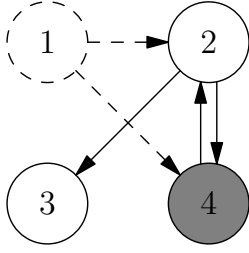
Graph no.: 167



10.2→0 (12)

Sn. no.: 357

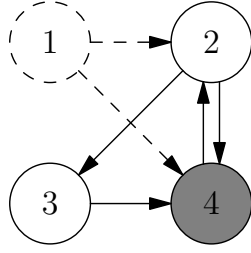
Graph no.: 174



13.4→1.2 (12)

Sn. no.: 358

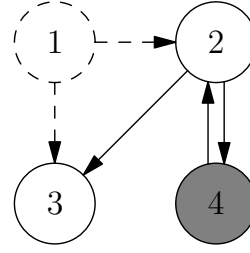
Graph no.: 175



12→0 (12)

Sn. no.: 359

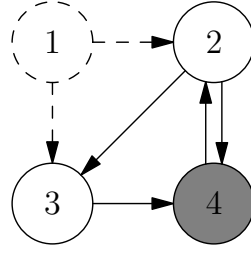
Graph no.: 182



11.8→1.2 (14.4)

Sn. no.: 360

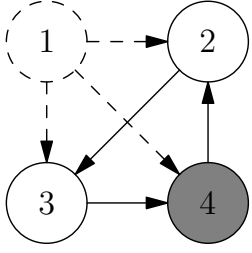
Graph no.: 183



11.6→0 (14.4)

Sn. no.: 361

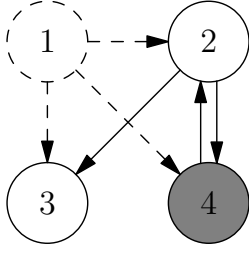
Graph no.: 189



15→0.2 (14.4)

Sn. no.: 362

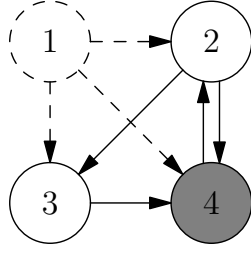
Graph no.: 190



7.8→1.2 (14.4)

Sn. no.: 363

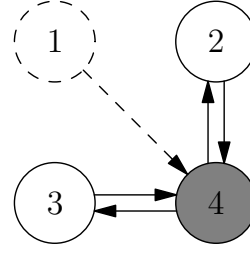
Graph no.: 191



14.6→0 (14.4)

Sn. no.: 364

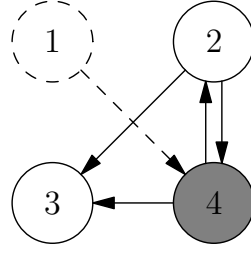
Graph no.: 203



4→0 (-)

Sn. no.: 365

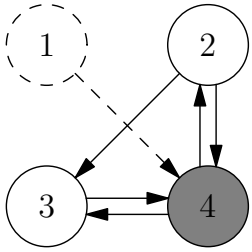
Graph no.: 206



8.4→0.8 (13.2)

Sn. no.: 366

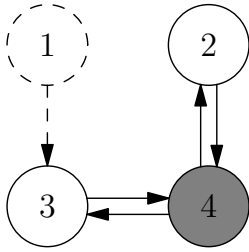
Graph no.: 207



2.8→0 (13.2)

Sn. no.: 367

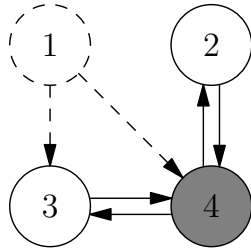
Graph no.: 211



4→0 (13.2)

Sn. no.: 368

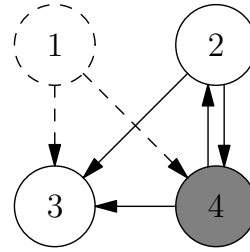
Graph no.: 219



12→0 (13.2)

Sn. no.: 369

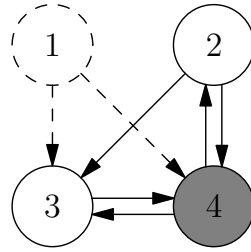
Graph no.: 222



11.4→0.8 (9.8)

Sn. no.: 370

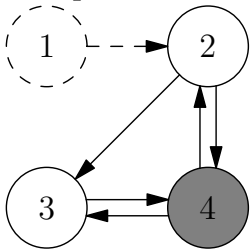
Graph no.: 223



12→0 (9.8)

Sn. no.: 371

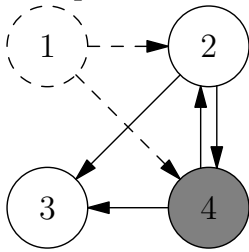
Graph no.: 231



10.4→0 (12)

Sn. no.: 372

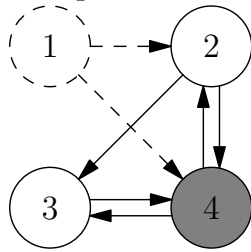
Graph no.: 238



11.4→0.8 (12)

Sn. no.: 373

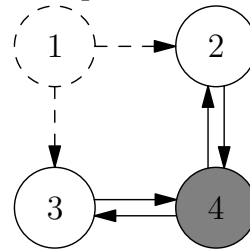
Graph no.: 239



15→0 (12)

Sn. no.: 374

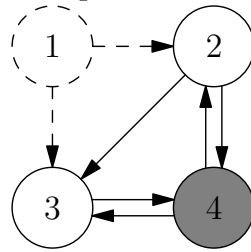
Graph no.: 243



11→0 (11.8)

Sn. no.: 375

Graph no.: 247

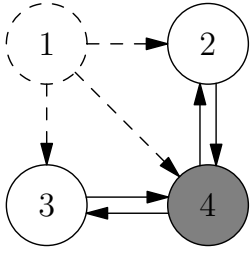


10.8→0 (14.4)

Seizure networks (page 16/16)

Sn. no.: 376

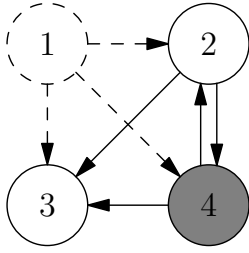
Graph no.: 251



12→0 (11.8)

Sn. no.: 377

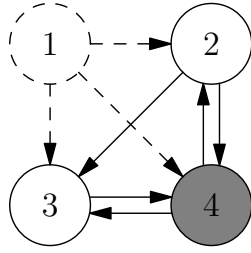
Graph no.: 254



12.2→0.8 (14.4)

Sn. no.: 378

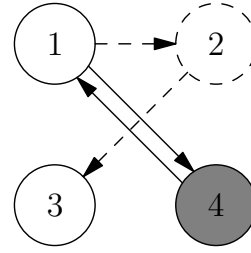
Graph no.: 255



13.2→0 (14.4)

Sn. no.: 379

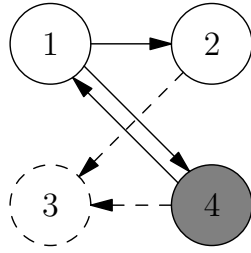
Graph no.: 300



1.2→0.4 (12)

Sn. no.: 380

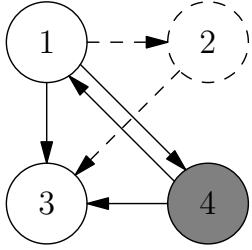
Graph no.: 364



1.8→1.2 (12)

Sn. no.: 381

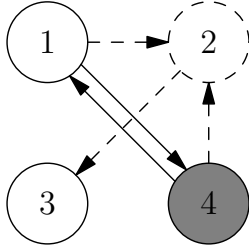
Graph no.: 380



2→0.6 (14.4)

Sn. no.: 382

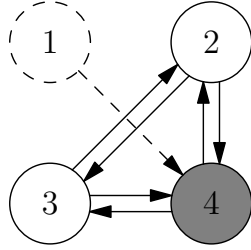
Graph no.: 428



1.4→0.4 (12)

Sn. no.: 383

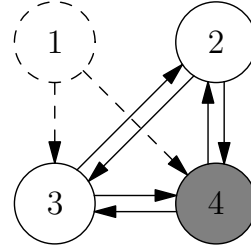
Graph no.: 719



3.2→0 (0.4)

Sn. no.: 384

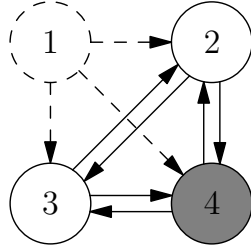
Graph no.: 735



11.8→0 (12.2)

Sn. no.: 385

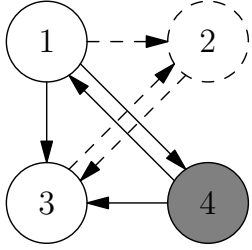
Graph no.: 767



11.6→0 (11)

Sn. no.: 386

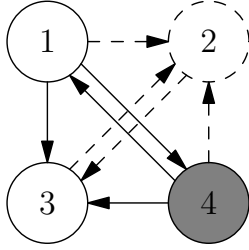
Graph no.: 892



1.2→0.6 (11)

Sn. no.: 387

Graph no.: 1020



1.4→0.6 (11)